

Session Six: Holy Week Part II

Main Ideas: Learning about the events of Holy Week and Christ's Passion.

Supplies needed: Chart paper, copies of Holy Week Explanation (found in Supplemental Materials) Participant Workbooks for each youth (This will be used during each session and should be kept with you after sessions are completed.) If you choose to illuminate the prayer at the end of the session, you will need craft supplies for this.

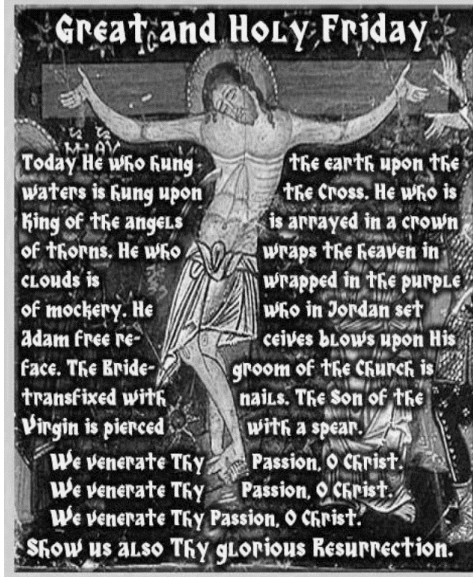
Preparation: Make a copy of the Holy Week Explanations found in your Supplemental Materials. Affix these to the wall around your room at student eye level. You'll use these later in the Session. **

Be sure that students understand that our services aren't like Civil War Reenactments. On the one hand, we aren't acting out what happened like actors on a stage and we certainly can't say that by reading the Passion Gospels we know exactly what it felt like for Jesus. On the other hand, we do try to put ourselves in those positions, to come as close to the events as we can and to experience their power.

"TODAY"

In the introduction to our theme, we learned that we say 'Christ IS Risen!' because it is not just something that happened once a long time ago. The Resurrection is true today and always will be. Many of the hymns that we sing use the word "today" as if we are living in the moment that we are celebrating. While we don't pretend to know exactly what it was like for Jesus to go through His Passion, we try to live out the experiences that we hear about. Focusing on the suffering He went through gives us strength to live through our own struggles and challenges.

In our next activity, you will learn how the services of Holy Week provide something for each of our senses. Complete the chart on the following pages so that you can use them as a guide every year during Holy Week. These services are full of information, so each year you may learn something new. Also, please note that these are the services that are served specifically for Holy Week, but parishes may do something slightly different based on the guidance of their priest and bishop.






(30 minutes) You could do this next activity in a number of ways, but the suggestion below should work for any of the groups (especially the younger ones). The goal is for students to learn a little bit about each service and to think about how their senses are being involved so that they aren't just listening to a story, but are trying to experience what is being described during the service.


The suggested approach is to have the students walk around the room reading the information about the service, then ask students to write down what sense(s) might be involved and in what ways. Walk around while this is taking place and checking with students for understanding. Once everyone has completed the round, take time for them to share the senses they chose and why.

In reality, each of these services could have its own Session, and students may have more questions. For the sake of time, the information provided is brief, but should cover the main points of the services. The "answers" below are suggestions, accept anything that seems reasonable and that students can explain in their own words.

The Services of Holy Week

Icon	Service	How we experience it
 <p>The icon depicts Jesus standing on the left, gesturing towards Lazarus who is being helped out of a tomb on the right. Lazarus is wrapped in white burial cloths. Other figures are visible in the background. The text 'RAISING OF LAZARUS' is written at the top.</p>	<p>Lazarus Saturday-</p> <p>On this day, Divine Liturgy is served. We remember Jesus raising Lazarus from the dead, foreshadowing His resurrection in just a few days.</p>	<p>Hearing the words- especially Jesus wept</p>
 <p>The icon shows Jesus riding a donkey, flanked by two other figures, also riding animals. They are entering a city with walls and towers. The text 'ENTRY INTO JERUSALEM' and 'IC XC' is written at the top.</p>	<p>Palm Sunday-</p> <p>During the Divine Liturgy, we remember Jesus arriving in Jerusalem. While the Jews were preparing for the Passover celebration, Jesus we are preparing for His glorious Resurrection.</p>	<p>Touch- holding the palms in our hands and waving them like the people in Jerusalem</p>

Icon	Service	How we experience it
 <p>The icon depicts Christ as the Bridegroom, shown from the chest up, wearing a crown and holding a staff. He is framed by a circular halo with a cross. The letters 'IC' are on the left and 'XC' on the right, with the Greek word 'ΠΡΟΚΥΡΙΑΝ' (Prokyria) below 'XC'.</p>	<p>Bridegroom Matins-</p> <p>This service is held three times, during the evenings of Holy Sunday, Monday, and Tuesday. Even though Matins are normally held in the morning, Holy Week is not like any other time.</p>	<p>Sight- seeing the icon of Christ as the Bridegroom traveling through the church</p>



Holy Unction-

The Sacrament of Holy Unction is a service for healing and strength. Although this service can be done any time of the year, it is usually celebrated in the evening on Holy Wednesday.

Touch- feeling the oil

Possibly Smell- sometimes the oil has a light fragrance



Holy Thursday- Commemoration of the Mystical Supper-


A Vesperal Divine Liturgy is served on Thursday morning. During this service we remember the first Eucharist, or Communion that took place shortly before Christ's crucifixion.

Taste- Living the first Eucharist by receiving Communion on this day

Icon

Service

How we experience it



The Twelve Passion Gospels-
Matins of Great & Holy Friday-

This service is held on the evening of Holy Thursday. We relive the betrayal, trial, crucifixion, and burial of Jesus.

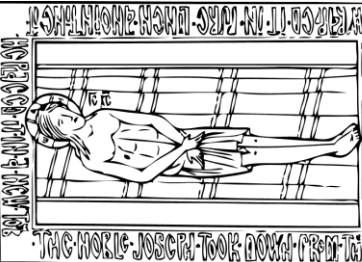

Hearing- The text of this service is heavy with descriptions of Jesus being beaten and tortured, carrying his cross, being pierced by the sword, etc.




The Royal Hours of Great and
Holy Friday-

This service is held in the morning on Holy Friday. Hymns and readings give us more details about the suffering of Jesus and the connection between Him and the Old Testament prophecy.

Hearing- the hymns of the church are rich in details that cause us to think deeply about what happened in Jerusalem

 <p>Icon depicting the Descent from the Cross. The body of Jesus is being lowered from the cross into a shroud. The icon is surrounded by text in Church Slavonic: 'СВЯТЫЙ ИОСЕФЪ АРИМАТЕИ' (Holy Joseph of Arimathea) on the left, 'ВЪЗЛОЖИ ТѢЛО ХРИСТОВО НА ПЛАСХАНЦА' (Laid the body of Christ on the shroud) at the top, and 'СВЯТЫЙ ИОСЕФЪ АРИМАТЕИ' (Holy Joseph of Arimathea) at the bottom.</p>	<p>Great Vespers of Great and Holy Friday- Taking Down the Body of Jesus From the Holy Cross</p> <p>Vespers are held in the afternoon on Holy Friday. We remember Joseph of Arimathea and those who took Jesus' body down from the Cross and buried it.</p>	<p>Sight- seeing Jesus's body (on the plaschanitsa) being carried like Joseph and his companions carried Him</p> <p>Touch- venerating the plaschanitsa; kissing Jesus's wounds from the crucifixion</p>
<p>Icon</p>	<p>Service</p>	<p>How we experience it</p>
 <p>Icon depicting the Lamentation Service. Jesus' body lies in a shroud on the ground, surrounded by mourning figures. A cross is visible in the background.</p>	<p>Matins of Holy Saturday- The Lamentation Service</p> <p>This service occurs in the evening on Holy Friday. We sing hymns that are both sorrowful for Jesus's suffering and hopeful because we know the Resurrection is near.</p>	<p>Smell- The rose water that is sprinkled is incredibly sweet and fragrant</p> <p>Sight & Touch- another procession with the shroud/plaschanitsa helps to act out Jesus looking for Adam and Eve in Hades</p>



Vesperal Divine Liturgy of St. Basil the Great- Christ's Victory Over Death & Harrowing of Hades

On Holy Saturday, this special service is held. Jesus went into Hades and broke open the gates, freeing all the dead!

Sight- seeing the church literally change from dark to light with the changing of the cloths/rushnyky

Hearing- the songs also get brighter, we sing joyfully instead of solemnly

**Please preview session five- there is an additional activity at the end and you might want to assign a homework task at the end of Session four in order to prepare for that activity.

